



HOBBY SERIES

DESCRIPTION

Hobby series are built sturdy, for independent use with smaller HP tractors. The optimum size of machine makes it ideal to enter in row plantations along with tractor for having ease of working in intercultural operations and for quality pulverisation of hobby farms.


Hobby series tillers are compatible with small HP tractors up to 40 HP for light application and conditions. It covers more area of tillage with lesser HP resulting in higher productivity. Boron steel blades mulch through thick residue and create the ideal soil texture for planting.



FEATURES



HEAVY DUTY GEAR BOX



BIGGER FLANGE/ROTOR DIAMETER



BORON STEEL WEAR RESISTANT BLADES













SIDE GEAR DRIVE FOR NOISELESS AND SMOOTH OPERATION



ADJUSTABLE TRAILING BOARD

TECHNICAL SPECIFICATIONS

		Hobby Series				
	Model	WT-X-90	WT-X-105	WT-X-120	WT-X-135	WT-X-150
	Size (in feet / m)	3 / 0.9	3.5 / 1.1	4 / 1.2	4.5 / 1.4	5 / 1.5
	Working Width (mm / Inch)	905 / 35.6	1055 / 41.5	1205 / 47.4	1355 / 53.3	1505 / 59.2
	Gear Box	Single Speed				
	Side Transmission	Gear Drive				
	Types of Blades	C - Type				
	No of Blades	24	30	36	36	42
	Gear Box Overload Protection	Shear Bolt				
	Weight (kg / lbs)	154 / 340	169 / 373	181 / 399	193 / 425	204 / 450
	Tractor Power (HP)	15-20	20-30	20-35	25-40	25-40

*Data and specifications are subject to change without any advance notice due to continuous product improvement and development.

BENEFITS AND ADVANTAGES

- ⦿ Improved design to cover maximum width with minimum HP
- ⦿ Stronger Hitch pyramid and lower links
- ⦿ Smooth operation in different soil types
- ⦿ Heavy duty durable seals
- ⦿ Sturdy Rotor shaft
- ⦿ Japanese Boron Steel blades