



GROOMING MOWER

DESCRIPTION


Grooming or finishing mowers cut wide, open areas with ease, with functions designed especially for manicuring uneven farmland. These implements help in mowing sports fields, public areas, lawns, and other large areas that need to be manicured quickly without sacrificing performance.



FEATURES



HEAVY DUTY GEARBOX



STRONGLY BUILT FRAME



HEAVY DUTY TWISTED CUTTING BLADES



EXTRA WIDE SOLID RUBBER TYRES



SPACERS FOR HEIGHT ADJUSTMENT















ROLLOVER WHEEL



EASY TO ACCESS GREASE POINTS

TECHNICAL SPECIFICATIONS

	Grooming Mower
 Model	WTGM-1.2
 Length (mm / Inch)	1355 / 53.3
 Width (mm / Inch)	1345 / 52.9
 Height (mm / Inch)	780 / 30.7
Deck Thickness (mm / Inch)	4 / 0.16
Working Width (mm / Inch)	1210 / 47.6
Cutting Height (mm / Inch)	15-105 / 0.6-4.1
 Tractor Power (HP)	20-35
 3-point Hitch Type	Cat-I/II
 Wheel Type	Solid Tyre 10x3.25
Belt (Number & Type)	2 SPB Type
 Number of blades	3
 Blade size (mm / Inch)	6x60x420 / 0.2x2.4x16.5
 Blade tip Speed (fpm)	13585
Spindle Type	With Greasable Ball Bearing
Spindle Bearings	Bearing 6206
 Front roller	Standard
 Unit Weight (Kg / lbs)	195 / 430

*Data and specifications are subject to change without any advance notice due to continuous product improvement and development.

BENEFITS AND ADVANTAGES

- ⦿ Highly engineered & rugged gearbox with cooling fins.
- ⦿ Strongly built frame for working in tough conditions.
- ⦿ Twisted blades ensure high performance cutting.
- ⦿ Extra wide solid rubber tyres for longer durability and stability during operation.
- ⦿ Spacers for height adjustment and 360° free movement of tyres.
- ⦿ Rollover wheel to avoid damages and extra support.
- ⦿ Belt type 3 blades transmission with high quality alloy steel blades.