




DISC RIDGER

DESCRIPTION

Worldtrac Ridger is the primary soil tillage equipment which is mounted and trailed from tractor's hydraulic unit and universal 3 point linkage system. As per crop it helps in making perfect ridge and also helps in uprooting unwanted roots and weeds.



FEATURES



STURDY FRAME



SIZE AND DEPTH OF THE RIDGE CAN BE ADJUSTED













EASY TO ATTACH & DETACH



HIGH GRADE BORON STEEL DISCS

TECHNICAL SPECIFICATIONS

		Disc Ridger		
 Model		WT-DR1	WT-DR2	WT-DR3
 Length (mm / Inch)		910 / 35.8	1498 / 59	1498 / 59
 Width (mm / Inch)		1675 / 65.9	2540 / 100	3800 / 149.6
 Height (mm / Inch)		1220 / 48		
 Working Width (mm / Inch)		Adjustable		
 Working depth (mm / Inch)		150 / 5.9		
 No of Discs		2	4	6
 Size of Discs		660x6 / 26x0.2		
 Weight (Kg. / lbs Approx.)		225 / 496	440 / 970	610 / 1345
 Tractor Power (HP)		50-60	60-75	75-90

*Data and specifications are subject to change without any advance notice due to continuous product improvement and development.

BENEFITS AND ADVANTAGES

- ⦿ Available in 2 bottoms, 4 bottoms & 6 Bottoms to make one ridge, two ridges & three ridges respectively.
- ⦿ It has heavy duty box type frame.
- ⦿ High quality boron steel disc with 48-52 HRC hardness.
- ⦿ Size and depth of the ridge can be adjusted.