



## 3 ROW SINGLE SPRING HEAVY DUTY SERIES

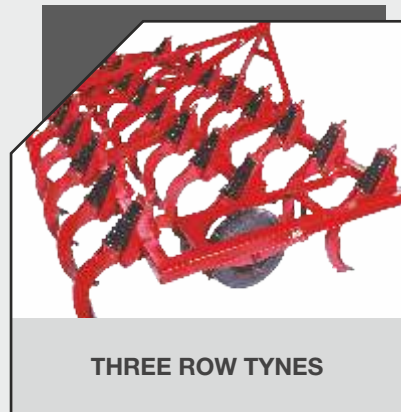
### DESCRIPTION

Worldtrac 3 row single spring type cultivator design helps to prepare the soil in just first cut. It posses sturdy construction and are capable to withstand in tough working conditions at heavy soils.


Cultivator 26 Tyne is especially useful for paddy cultivation areas requiring shallow ploughing on hard clay cracked up soil. This also can break up hard soil efficiently & perfectly, and uproot stubbles to leave the ground perfectly worked.




### FEATURES



THREE ROW TYNES



SAFETY SPRING



DEPTH CONTROL WHEEL



STURDY CONSTRUCTION



SUITABLE FOR INTER CULTURE OPERATIONS

## TECHNICAL SPECIFICATIONS

		3 Row Single Spring Heavy Duty Series
	Model	WT-CL3RSS-26
	No Of Tyne	26 (9+8+9)
	Frame (mm / Inch)	72x72x5/2.8x2.8x0.2 (Sq. Pipe)
	Tyne Size (mm Inch)	26 / 1.02
	Shovels (mm / Inch)	8(EN-45) / 0.3 (EN-45)
	Spring (mm / Inch)	16 / 0.6
	Length (mm / Inch)	2100 / 82.7
	Working Width (mm / Inch)	3500 / 137.8
	Width (mm / Inch)	3700 / 145.7
	Height (mm / Inch)	1170 / 46.1
	Weight (Kg. / lbs Approx.)	1050 / 2315
	Tractor Power (HP)	100-120

\*Data and specifications are subject to change without any advance notice due to continuous product improvement and development.

### BENEFITS AND ADVANTAGES

- ⦿ 3 rows of tines with a symmetrical pattern, allowing soil and residues to pass without blockages
- ⦿ The support tyres are useful to maintain working depth at the time of field operations as well as during transportation
- ⦿ Depth wheels control the depth of cultivator and maintain tractor speed and helps to maintain the balance of cultivator
- ⦿ Construction based on a mix of square tube and flat bar gives an extremely strong but lightweight frame
- ⦿ Suitable for inter-culture operations by adjusting the distance between the tynes as per crop requirement.