



TRACTOR MOUNTED BOOM SPRAYER

DESCRIPTION

Worldtrac Boom Sprayers are most suitable for uniform and effective spray over crops of all types such as Maize, Cotton, Sugarcane, Soyabean, Vegetable, Red Gram, Black Gram, Chilli, Wheat etc. because they come with high quality nozzles and imported pump for long life of sprayer.

Worldtrac Boom sprayer have two variants, i.e, Tractor mounted Boom Sprayer & Trailed Boom Sprayer.



FEATURES



QUICK BOOM ADJUSTMENT



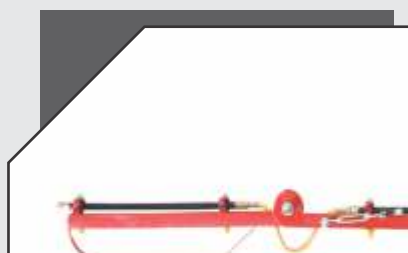
POLYETHYLENE WEAR
RESISTANT TANK



TRIPLEX PLUNGER PUMP



5X MIXTURE DIFFUSER








ANTI-DRIP SYSTEM

BENEFITS AND ADVANTAGES
















- ⊙ It is portable and convenient to use.
- ⊙ These sprayers are suitable for fruit tree farming and other types where the spray has to reach heights and dense foliage.
- ⊙ Worldtrac sprayers easily manage spraying of large farm surfaces with minimal effort.
- ⊙ Optimum water consumption



TECHNICAL SPECIFICATIONS

	Tractor Mounted Boom Sprayer		
 Model	WTTMBS-200	WTTMBS-400	WTTMBS-600
 Tank Capacity (L)	200	400	600
Material	Polyethylene		
Agitation	Jet		Hydraulic
Level indicator	Graduated Transparent tube	Graduated circular dial	Graduated circular dial
Pump Type	Triplex plunger pumping unit (*Diaphragm Optional)		
Pump Capacity (L / GA min)	36 / 9.5	50 (70* liter optional) / 13.2 (18.5* optional)	
Pump Working pressure (bars)	40		
Pump Recommended working (bars) pressure	1-10		
RPM	900		
Boom Width (m // feet)	3/6 // 9.8-19.6	10 / 32.8	
Height Adjustment (inches)	Manually up to 24 (up to 72” optional)		
Type	Multiple Angle yoga wet type Boom	Wet Boom	
Actuation	Jerk Free Spring loaded, Auto centralized manual Boom	Manual	
Nozzle spacing (cm / Inch)	50 / 19.7		
Number of nozzles	12	20	
 Working speed (km / Miles hr)	2-6 / 1.2-3.7		
 Length x Width x height (mm/inches)	762x1803x1473 / 30x 71x 58	1346x2235x1498 / 53 x 88 x 59	803x1220x1574 / 34 x 48x 62
 Weight (Approx.)(kg / lbs)	120 / 265	190 / 419	298 / 657

*WTTMBS-800 also available
*Data and specifications are subject to change without any advance notice due to continuous product improvement and development.

	Trailed Boom Sprayer		
 Model	WTTTS-1000	WTTTS-1500	WTTTS-2000
 Tank Capacity (L / Ga)	1000 / 264.2	1500 / 396.2	2000 / 528.34
 Tank Material	Agro Chemical resistant Polyethylene		
 Tank Agitator	Hydraulic		
Pump Type	Charlie® Triplex Plunger Pump (Diaphragm Pump Optional)		
Pump Capacity (L/ Ga min)	55 / 14.5	80 / 21.1	70 / 18.5
Pump Working pressure (bars)	40 (600 psi)		
 Boom	Pipe with spray gun (200m pipe, Cotton fibre breaded)		Profile type Boom
 Boom Working Pressure (bars)	Max 40	Max 60 (recommended 40)	
Boom Width	Manual	Manual	12 meters
Boom Height Adjustment	Manual	Manual	Manually up to 61cm
Boom/Spray gun Type	Regulator type made with Italian technology	Trigger type	Wet Boom
 Nozzle spacing	-		50 cm
 Number of nozzle disc sizes/ nozzles	two types low volume and high volume	1,2,3,4,5,6,7,8,10 (6 no. supplied others no. optional)	24
Discharge (l/ Ga min)	10 to 16 / 2.6 to 4.2	1 to 53 / 0.3 to 14	70 / 18.5
 Length x width x height (cm / Inch)	313x 155 x 137 123.2 x 61 x 53.9	350 x 170 x 168 137.8 x 66.9 x 66.1	396x183x168 155.9 x 72 x 66.1
 Weight (Kg / lbs)	500 / 1102	750 / 1653	950 / 2094
 Track width (cm / Inch)	135 / 53.1	156 / 61.4	162 / 63.8
 Ground clearance (cm / Inch)	33 / 13	34 / 13.4	32 / 12.6
 Tires	6.00-16R (tubeless optional)		7.50-16R (tubeless optional)
 Tractor Power (HP)	22-45	45-50	45-50
 PTO Rpm required	540	540	540
Spray Width (mm / Inch)	1905 / 75		

*Data and specifications are subject to change without any advance notice due to continuous product improvement and development.