




TRACTOR MOUNTED BOOM SPRAYER

DESCRIPTION

Worldtrac Boom sprayers are best suitable for all types of vertical crops such as Maize, Cotton, Sugarcane, Soyabean, Vegetable, Red Gram, Black Gram, Chili, Wheat etc.



FEATURES








BENEFITS AND ADVANTAGES

- ⦿ It is portable and convenient to use.
- ⦿ These sprayers are suitable for fruit tree farming and other types where the spray has to reach heights and dense foliage.
- ⦿ Worldtrac sprayers easily manage spraying of large farm surfaces with minimal effort.
- ⦿ Optimum water consumption












TECHNICAL SPECIFICATIONS

	Tractor Mounted Boom Sprayer		
 Model	WTTMBS-200	WTTMBS-400	WTTMBS-600
 Tank Capacity (L)	200	400	600
Material	Polyethylene		
Agitation	Jet		Hydraulic
Level indicator	Graduated Transparent tube	Graduated circular dial	Graduated circular dial
Pump Type	Triplex plunger pumping unit (*Diaphragm Optional)		
Pump Capacity (L/min)	36	50 (*70 liter optional)	
Pump Working pressure (bars)	40		
Pump Recommended working (bars) pressure	1-10		
RPM	900		
Boom Width (m)	3/6	10	
Height Adjustment (inches)	Manually up to 24 (up to 72" optional)		
Type	Multiple Angle yoga wet type Boom	Wet Boom	
Actuation	Jerk Free Spring loaded, Auto centralized manual Boom	Manual	
Nozzle spacing (cm)	50		
Number of nozzles	12	20	
 Working speed (km/hr)	2-6		
 Length x Width x height (inches)	30x 71x 58	53 x 88 x 59	34 x 48x 62
 Weight (Approx.)(kg)	120	190	298

*WTTMBS-800 also available

*Data and specifications are subject to change without any advance notice due to continuous product improvement and development.

	Trailed Boom Sprayer		
 Model	WTTTS-1000	WTTTS-1500	WTTTS-2000
 Tank Capacity (litres)	1000	1500	2000
 Tank Material	Agro Chemical resistant Polyethylene		Chemical resistant Polyethylene
 Tank Agitator	Hydraulic		
Tank Level indicator	Graduated circular dial		
Pump Type	Triplex Plunger Pump (Diaphragm Pump Optional)		
Pump Capacity (l/min)	55	80	
Pump Working pressure (bars)	40		
Filter Capacity (l/min)	80	100	
Spray gun Type	Regulator type	Trigger type	Trigger type
Spray gun Discharge (l/min)	10 to 16	1 to 53	1 to 53
Hose Size	10 mm id	10 mm id	10 mm id
Hose Type	Cotton fiber braided hose		
Working pressure (bars)	40 max	60 max	60 max
Hose Length (m)	200	300	300
Auto rewinding Mechanism	Foot paddle system auto and hand operated		
Auto filling Size	40 mm id 16 feet long		
Auto filling Filter size (l/min)	70-150		
Length x width x height (mm)	3130x 1550x 1370	3500 x 1700 x 1680	3900x 1810 x 1700
 Track width (mm)	1524	1500	1500
 Ground clearance (mm)	360		400
 Tyres	6.00-16R (tubeless optional)	7.50 16R	7.50 16R (tubeless optional)
 Weight (kg)	500	750	1000
 Tractor Power (HP)	35+	50+	60+

*Data and specifications are subject to change without any advance notice due to continuous product improvement and development.