



BACKHOE

SALIENT FEATURES

- Superior Pilot operated Check Valve to prevent stabilizer from drifting down
- Higher Capacity Walvoil Valve for more efficient digging
- Hardened & Tempered bushes of pivot points for more efficient digging
- Ergonomically designed operator console for more comfort
- Easy to attach & detach with tractor
- Heavy Duty Boom & Stick to dig under high loads
- High quality scratch resistant power coating for longer life
- High breakout force for operating at hard surfaces
- Efficient Hydraulic Distributors with pressure Relief Valves









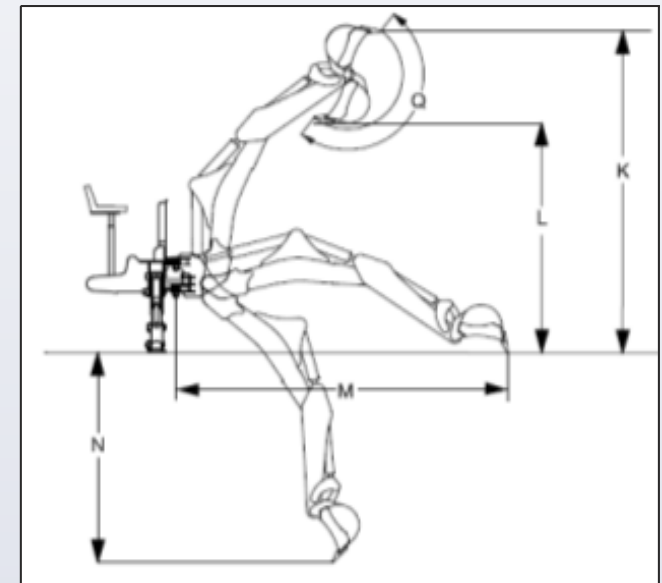

BACK HOE

Worldtrac Backhoe is a versatile machine and performs exceptionally in loading, digging, backfilling & Trenching applications. Its superior features like Heavy Duty Boom & Stick, Ergonomically designed operator seat & quick attach & detach with tractor makes it a perfect choice for compact & subcompact range of tractors

TECHNICAL SPECIFICATIONS

 Model Name	Max Working Height (K) (mm)	Max Load Over Height (L) (mm)	Reach Ground Level to Slew Center (M) (mm)	Max Digging Depth (N) (mm)	Bucket Rotation Power (Degree)	Bucket Volume (m ³)	Bucket Breakout Force (Ton)	Ground Clearance (mm)	Pressure (Bar)	 3 Point Hitch	 Tractor Power (HP)	 Weight with Standard Bucket (Kg)
WTBH-155	2105	1550	2241	1525	180	0.03	1.2	300	160	Cat -1	20-30	375
WTBH-185	2284	1629	2536	1874		0.04	1.2	400	160	Cat-1 or Cat-2	35-50	450
WTBH-245	3306	2265	3150	2451		0.12	1.5	450	160	Cat -2	50-90	600

*Data and specifications are subject to change without any advance notice due to continuous product improvement & development



INTERNATIONAL BUSINESS OFFICE

Teri School of Advanced Studies, Plot No.10, Institutional Area, Vasant Kunj, New Delhi-110070 (India) | Phone: +91 11 66 45 5200
 Work: Jalandhar Road, Hoshiarpur - 146022, Punjab (India) | Phone: +91-01882-522220/ 522221 | Fax: +91- 01882-522222
 URL: www.worldtrac.in