



TRANSPORT BOX



SALIENT FEATURES





- Efficient quick dumping lever with swinging rear gate helps in easy & effortless dumping
- The robust built of machine helps in easy collection of firewood, logs, hay & clearing debris
- The strong cutting steel base helps in easy penetration into soil



TRANSPORT BOX

Worldtrac Transport Box is the ideal solution for meeting your loading, grading, dumping and transporting requirements. The hardened steel base with durable cutting edges helps in easy penetration for loading and scraping in reverse direction. The efficient quick release lever with swinging rear gate ensures effortless dumping of material.

TECHNICAL SPECIFICATIONS

Transport Box					
 Model Name	 Overall Dimensions (mm)	Max Load Capacity (kg)	 Weight (kg)	3 Point Linkage	 Tractor Power (HP)
WTTB -100	1080x880x900	150	95	CAT I	20-30



INTERNATIONAL BUSINESS OFFICE

Teri School of Advanced Studies, Plot No.10, Institutional Area, Vasant Kunj, New Delhi-110070 (India) | Phone: +91 11 66 45 5200
 Work: Jalandhar Road, Hoshiarpur - 146022, Punjab (India) | Phone: +91-01882-522220/ 522221 | Fax: +91- 01882-522222
 URL: www.worldtrac.in